




HEAD SIZE (CM)
Junior PRO TTEC
Adult 
Adult 
Adult PRO TTEC
HEAD SIZE (INCHES)

SKID LIDZ
Keep a lid on it

SKID LIDZ
Keep a lid on it

A	50	51	52	53	54	55	56	57	58	59	60	61	62	63	64	65	66	67	68	69	70	71	72	73	B
	20	21	22	23	24	25	26	27	28																
S	M																								
S		M																							
			XS		S		M		L		XL														
				S		M		L		XL															



DIRECTIONS:

1. Print this document.
2. Locate scissors and tape.
3. Cut along the dashed lines.
4. Combine and tape ends "A+A" and "B+B."
5. Wrap the newly constructed "measuring tape" around your forehead.
6. Line up your desired helmet style with your head size, as illustrated below.

